

Affordably Automate Shower Cleaning with Our New

# Automatic Brush Shower



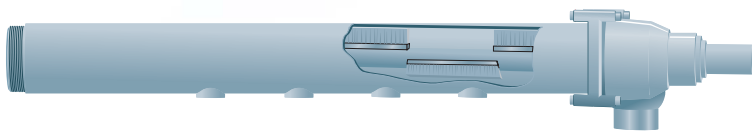
**Spraying Systems Co.®**  
Experts in Spray Technology



**Eliminate manual brush operation** in existing applications;  
eliminate manual cleaning entirely in new applications

## If you have manual, brush-type showers,

our new control unit offers an economical way to eliminate the need for human intervention to rotate the brushes. The control unit replaces the handwheel and enables brush activation via a single push of a button. An optional, programmable timer is also available to completely automate the cleaning cycle and eliminate all manual effort.




## If you are experiencing nozzle plugging and haven't yet invested in brush-type showers,

our Automatic Brush Shower is an ideal solution. Maintenance time due to clogged nozzles can be eliminated. And, because the cleaning cycle occurs without interrupting operation, you can maximize machine uptime.



### Step 1

Remove the handwheel from your existing brush shower.



### Step 2

Install the Smart Motor and Geared Drive Unit.

### Step 3

The remotely-mounted Control Unit enables brush activation at the push of a button.



# Automatic Brush Showers

## Save Time, Improve Quality and Boost Productivity

### Benefits

- It's an affordable, automated solution. Operator intervention is minimized or eliminated. No need to have workers climbing machines or rotating handwheels.
- Suitable for use with all brush-type showers up to 3" in diameter.
- Easy operation. Activating a cleaning cycle occurs automatically if the programmable timer is used. If not, activation requires a simple push of a button. The brushes wipe the nozzles and the dirty water is flushed away. A standard cleaning cycle consists of three revolutions with a minimum time of two minutes between cycles. The number of revolutions per cycle can be specified and the intervals between cycles can be programmed via the optional timer in just a few minutes.
- Easy installation. Installing our Automatic Brush Shower is a straightforward task. Unlike competitive brush showers where the motor and controls are separate units, all required electronics are enclosed in our motor case. Simply plug the motor into the interface board and you're ready for operation.
- Virtually maintenance free. Gear lubrication is recommended twice each year. The Automatic Brush Shower requires no other maintenance for trouble-free operation.
- Quick delivery.

### Control Unit

NEMA 4x fiberglass control box



### Start Button

Green illuminated start button with ready lamp and auto/manual select switch

### Auto/Manual Switch

### On/Off, Push/Pull Button

### Geared Drive Unit



### Smart Motor

IP 68 DC motor and cable mounted onto a gear drive

## A Closer Look at the Automatic Brush Shower

An internal rotating brush assembly scrubs the interior wall of the shower as well as each disc-type shower nozzle orifice. In just a few seconds, debris is swept away through the flush-out valve, restoring full liquid flow to the system without contaminating the sprayed surface. And, there's no need to stop the system. The brushes operate without disruption to normal processes.

ShowerJet Nozzles are most often used with our Automatic Brush Shower. These self-locating nozzles are available in stainless steel and ceramic. A lock ring on the shower holds the nozzles in place.

**Timer Control**




**ShowerJet Nozzles**



**Valve Seal**

(shown in open position)



**Internal Rotating Brush Assembly**

Brush-type shower with staggered brush sections installed at 120° intervals

# Automatic Brush Shower

To obtain a no obligation quotation on our new Automatic Brush Shower, please review the list that follows and give us a call to discuss the specifications of your application.

## Automatic Brush Shower Specification Worksheet

### If retrofit of manual brush-type showers:

Shower size \_\_\_\_\_

Shower manufacturer \_\_\_\_\_

Control unit or control unit plus optional timer \_\_\_\_\_

### If new application:

Pipe size \_\_\_\_\_

Material required \_\_\_\_\_

No. of showers \_\_\_\_\_ No. of nozzles per shower \_\_\_\_\_ Nozzle orifice size \_\_\_\_\_

Spray angle \_\_\_\_\_ Operating pressure \_\_\_\_\_

Total flow rate per shower \_\_\_\_\_ Type of liquid being sprayed \_\_\_\_\_

Machine manufacturer and model \_\_\_\_\_

Control unit or control unit plus optional timer \_\_\_\_\_

## Other Helpful Resources

We have an extensive library of bulletins and technical manuals available that may be of interest to you. Please call 1-800-95-SPRAY or visit [www.spraying.com](http://www.spraying.com) to request additional literature.

## Spray Nozzles, Showers, and More for the Pulp and Paper Industry

Bulletin No. 356A

Provides an overview of our comprehensive product offering for the pulp and paper industry.



## Spray Products and Resources for Increasing Efficiency, Productivity and Quality in Iron and Steel Production

Bulletin No. 427A

Offers information on our products for cooling, descaling, gas conditioning, rinsing, cleaning and more.



## Optimizing Your Spray System: Spray Nozzle Maintenance and Control for Improved Production Efficiency

Technical Manual 410

Explains how to maximize performance and quality in your spray application.



## KUNSHAN SUNSHINE TRADE CO., LTD

Add: Rm9014, Holiday hotel, Windsorburg, North city, Kunshan, Jiangsu province, China

Tel: +86(512)-57163534 57163634 13092655966

Fax: +86(512)-57163145

Email: [Lzwtf@163.com](mailto:Lzwtf@163.com)

Http://www.ks-sunshine.com



Spray Nozzles



Spray Control



Spray Analysis



Spray Fabrication